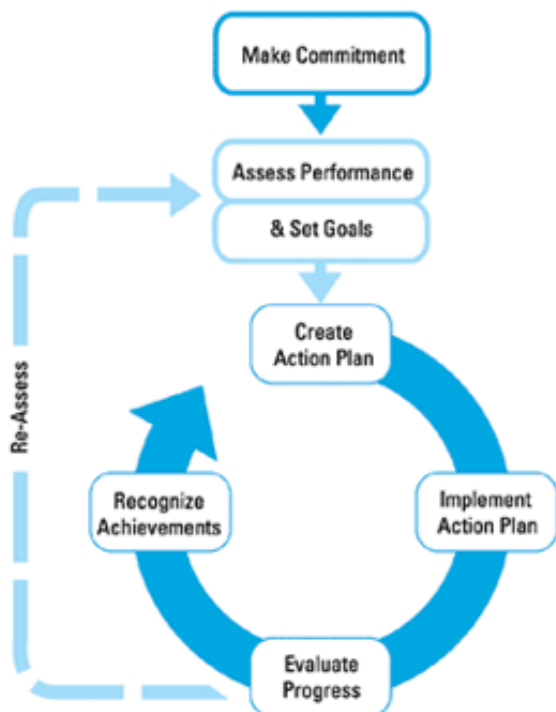




Table of Contents

Section	Page
Guidelines for Energy Management	3
Commit to Continuous Improvement	4
Appoint an Energy Director	5
Establish an Energy Team	6
Institute an Energy Policy	7
Sample Energy Policy	8
3M's Energy Policy	9
Food Lion's Energy Policy	10
Assess Performance	11
Gather and Track Data	12
Normalize Data	14
Establish Baselines	15
Benchmark	16
Analyze Data	17
Conduct Technical Assessments and Audits	18
Set Goals	19
Determine Scope	20
Estimate Potential for Improvement	21
Establish Goals	22
Create Action Plan	23
Define Technical Steps and Targets	24
Determine Roles and Resources	25
Implement Action Plan	26
Create a Communication Plan	27
Raise Awareness	28
Build Capacity	30
Motivate	31
Track and Monitor	32
Evaluate Progress	33
Measure Results	34
Review Action Plan	35
Recognize Achievements	36
Internal Recognition	37
External Recognition	38

Guidelines for Energy Management Overview





EPA offers a proven strategy for superior energy management with tools and resources to help each step of the way. Based on the successful practices of ENERGY STAR partners, these guidelines for energy management can assist your organization in improving its energy and financial performance while distinguishing your organization as an environmental leader.

The steps:

- STEP 1: [Make Commitment](#)
- STEP 2: [Assess Performance](#)
- STEP 3: [Set Goals](#)
- STEP 4: [Create Action Plan](#)
- STEP 5: [Implement Action Plan](#)
- STEP 6: [Evaluate Progress](#)
- STEP 7: [Recognize Achievements](#)

Need help getting started?

Use our [Energy Program Assessment Matrix](#)  which is designed to help organizations and energy managers compare their energy management practices to those outlined in the Guidelines. Corporate or organizational level energy managers can use the [Facility Energy Assessment Matrix](#)  (127KB) to help evaluate management at their facilities.

Why energy management? Learn More...

- [Protecting the Environment](#)
- [Climate Change](#) EXIT ↔
- [A Roadmap for Strategic Energy Management and Planning](#)
- [Good Energy Management is Good Business](#)

Also Consider...

- [Water Use Tracking](#)
- [Climate Leaders](#) EXIT ↔
- [EPA Green Power Partnership](#) EXIT ↔
- [Green Buildings](#)

[DOWNLOAD the Guidelines](#)

STEP 1: Commit to Continuous Improvement

Organizations seeing the financial returns from superior energy management continuously strive to improve their energy performance. Their success is based on regularly assessing energy performance and implementing steps to increase energy efficiency.

No matter the size or type of organization, the common element of successful energy management is commitment. Organizations make a commitment to allocate staff and funding to achieve continuous improvement.

To establish their energy program, leading organizations form a dedicated energy team and institute an energy policy.

Form a Dedicated Team

1.1

[Appoint an Energy Director](#) — Sets goals, tracks progress, and promotes the energy management program.

1.2

[Establish an Energy Team](#) — Executes energy management activities across different parts of the organization and ensures integration of best practices.

Institute an Energy Policy

1.3

[Institute an Energy Policy](#) — Provides the foundation for setting performance goals and integrating energy management into an organization's culture and operations.

STEP 1.1: Appoint an Energy Director

Appointing an Energy Director is a critical component of successful energy programs. An Energy Director helps an organization achieve its goals by establishing energy performance as a core value.

The Energy Director is not always an expert in energy and technical systems. Successful Energy Directors understand how energy management helps the organization achieve its financial and environmental goals and objectives. Depending on the size of the organization, the Energy Director role can be a full-time position or an addition to other responsibilities.

The Energy Director's key duties often include:

- Coordinating and directing the overall energy program
- Acting as the point of contact for senior management
- Increasing the visibility of energy management within the organization
- Drafting an Energy Policy
- Assessing the potential value of improved energy management
- Creating and leading the Energy Team
- Securing sufficient resources to implement strategic energy management
- Assuring accountability and commitment from core parts of the organization
- Identifying opportunities for improvement and ensuring implementation (including staff training)
- Measuring, tracking, evaluating, and communicating results
- Obtaining recognition for achievements

Suggestions

If the Energy Director does not report directly to a senior manager, it is often helpful for a member of senior management to serve as an "executive ally." Upper management involvement is a key component of successful programs. Having an ally provides a direct link to upper management and helps to formalize the commitment to continuous improvement.

STEP 1.2: Establish an Energy Team

Decisions affecting energy use are made every day by people. Creating an energy team helps to integrate energy management.

In addition to planning and implementing specific improvements, the team measures and tracks energy performance and communicates with management, employees and other stakeholders.

The size of the energy team will vary depending on the size of your organization. In addition to the Energy Director who leads the team and possible dedicated energy staff, consider including a representative from each operational area that significantly affects energy use, such as:

- Engineering
- Purchasing
- Operations and Maintenance
- Building/Facilities Management
- Environmental Health and Safety
- Corporate Real Estate and Leasing
- Construction Management
- Contractors and Suppliers
- Utilities

STEP 1.3: Institute an Energy Policy

An Energy Policy provides the foundation for successful energy management. It formalizes senior management's support and articulates the organization's commitment to energy efficiency for employees, shareholders, the community and other stakeholders.

Based on the experience of ENERGY STAR partners, successful organizations have energy policies that:

- State an objective — Have a clear, measurable objective that reflects the organization's commitment, culture and priorities.
- Establish accountability — Institute a chain-of-command, define roles in the organization, and provide the authority for personnel to implement the energy management plan.
- Ensure continuous improvement — Include provisions for evaluating and updating the policy to reflect changing needs and priorities.
- Promote goals — Provide a context for setting performance goals by linking energy goals to overall financial and environmental goals of the organization.

Suggestions

- Have the CEO or head of the organization officially issue the policy.
- Involve key people in policy development to ensure buy-in.
- Tailor the policy to the organization's culture.
- Make it understandable to employees and public alike.
- Consider the skills and abilities of management and employees.
- Include detail that covers day-to-day operations.
- Communicate the policy to all staff and employees, and encourage them to get involved.
- Consider partnering with ENERGY STAR as a basis for your energy policy.

Sample Energy Policy

ABC Inc. Corporate Energy Policy

Objective

ABC Inc. is committed to using and purchasing energy in the most efficient, cost effective, and environmentally responsible manner possible. Towards this end, ABC shall:

Improve energy efficiency continuously by establishing and implementing effective energy management programs worldwide that support all operations and customer satisfaction while providing a safe and comfortable work environment.

Applicability

This policy shall apply to all ABC Inc., facilities, business units, and employees.

Approval

M. G. Watt, CEO & Chairman of the Board

3M's Energy Policy



Applicability

This Policy applies to all the 3M operations.

Introduction

The objectives of this policy are to improve energy consumption efficiency, reduce cost, optimize capital investment for energy efficiency, reduce environmental and greenhouse gas emissions, and conserve natural resources.

Policy Statement

3M will promote the efficient use of energy to produce and deliver products and services to its customers.

Policy Guidelines

- Improve energy efficiency continuously by establishing and implementing effective energy management programs worldwide that support manufacturing capabilities while providing a safe and comfortable work environment.
- Emphasize energy efficiency as a factor in product development and in process and facility design.
- Secure adequate and reliable energy supplies at the most advantageous rates and implement contingency plans to protect operations from energy supply interruptions.
- Encourage continuous energy conservation by employees in their work and personal activities.
- Drive further development of internal and external energy efficient and innovative technologies.
- Cooperate with governmental agencies and utility companies on energy programs.
- Support national energy efficiency policies.

Policy Approval

Corporate EHS Committee, revised Nov. 2004

Food Lion's Energy Policy



Energy Management Policy

Mission

Food Lion has a reputation for providing convenient grocery store locations with products at extra low prices. As part of our commitment to excellence, Food Lion will identify and implement improved financial and operational efficiencies in how we purchase and consume energy, striving to become a world-class leader in energy management within the supermarket industry.

Commitment to Energy Management:

Energy Management will play an increasingly important role in achieving our strategic objectives. Specifically, Food Lion's Energy Management Strategy is to:

- Support the organization's strategic plan to sharpen our pricing and promotion position, improve convenience of the shopping experience, enhance our fresh product perception, and achieve executional excellence.
- Support our commitment to our employees, the environment and the community in which we conduct business by improving the environment through active efforts to reduce energy consumption and pollution.
- Become one of the most efficient grocery stores in the world on a Btu per square foot basis.

STEP 2: Assess Performance

Understanding current and past energy use is how many organizations identify opportunities to improve energy performance and gain financial benefits.

Assessing performance is the periodic process of evaluating energy use for all major facilities and functions in the organization and establishing a baseline for measuring future results of efficiency efforts.

Key aspects include:

Data Collection and Management

2.1

[Gather and track data](#) — Collect energy use information and document data over time.

Baselining and Benchmarking

2.2

[Establish baselines](#) — Determine the starting point from which to measure progress.

2.3

[Benchmark](#) — Compare the energy performance of your facilities to each other, peers and competitors, and over time to prioritize which facilities to focus on for improvements.

Analysis and Evaluation

2.4

[Analyze](#) — Understand your energy use patterns and trends.

2.5

[Technical assessments and audits](#) — Evaluate the operating performance of facility systems and equipment to determine improvement potential.

Assessing your energy performance helps you to:

- Categorize current energy use by fuel type, operating division, facility, product line, etc.
- Identify high performing facilities for recognition and replicable practices.
- Prioritize poor performing facilities for immediate improvement.
- Understand the contribution of energy expenditures to operating costs.
- Develop a historical perspective and context for future actions and decisions.
- Establish reference points for measuring and rewarding good performance.

STEP 2.1: Gather and Track Data

Evaluating energy performance requires good information on how, when, and where energy is being used. Collecting and tracking this information is necessary for establishing baselines and managing energy use.

Organizations of all sizes have established systems for gathering and tracking energy use data. For commercial buildings ENERGY STAR's [Portfolio Manager](#) tracks energy use over time. In the case of industrial plants, the ENERGY STAR industry specific [Energy Performance Indicator \(EPI\)](#) can be used to track yearly energy use patterns. EPIs are currently available for wet corn milling, auto manufacturing and cement manufacturing. All or part of data collection and management can also be outsourced. Regardless of what method you use to gather and track data, consider the steps below.

Key Steps:

Collect data

The data must be complete and accurate because it will be used for analysis and goal setting. Consider the following when collecting energy use data:

- **Determine appropriate level of detail** — The level and scope of data collection will vary from organization to organization. Some may choose to collect data from submeters on individual processes while others may only look at a utility bill.
- **Account for all energy sources** — Inventory all energy purchased and generated on-site (electricity, gas, steam, waste fuels) in physical units (kWh, mMBtu, Mcf, lbs of steam, etc.) and on a cost basis.
- **Document all energy uses** — For the sources identified above, assemble energy bills, meter readings, and other use data.
 - Energy data may reside in the accounting department, be held centrally or at each facility, or can be acquired by contacting the appropriate utilities or energy service providers.
 - Gather at least two years of monthly data or a more frequent interval if available. Use the most recent data available.
- **Collect facility and operational data** — To be able to [normalize](#) and [benchmark](#), it may be necessary to collect non-energy related data for all facilities and operations, such as building size, operating hours, etc.

Establish Tracking System

A system for tracking performance can range from a simple spreadsheet to detailed databases and IT systems. In developing an appropriate tracking system for your organization, consider the following:

- **Scope** — The design of your tracking system will be shaped, in large part, by the level and scope of information that will be tracked and the frequency of data collection.
- **Maintenance** — Tracking systems must be easy to use, update, and maintain.
- **Reporting and communicating** — Use tracking systems to communicate energy performance to other parts of the organization and motivate change. Consider developing formats that express energy performance information in ways that are easily understandable across the organization. A good tracking system should make such reporting easy!

Suggestions

- At a minimum, collect data by fuel type at an individual building or facility level
- Collect data from submeters, if possible
- Use actual, not estimated, use data, if possible
- Use data that is current and timely
- Use tracking systems to develop quarterly and annual reports that profile energy performance
- Use tracking systems to allow facilities to compare their performance to their peers
- Use an existing tracking system, such as ENERGY STAR's [Portfolio Manager](#) and [Energy Performance Indicators \(EPIs\)](#) to organize data and benchmark against the industry.

In Practice

General Motors Corporation — Good Tracking Pays

Establishing a tracking system requires an investment of time and money. But, once the system is in place, it can pay for itself by highlighting which facilities use the most energy, pointing to areas of greatest opportunity, and even identifying errors in utility bills, such as overcharges, that might have otherwise gone unnoticed and paid.

General Motors estimates that its tracking system, which took over \$1 million to develop, has paid for itself multiple times.

Normalize Data

The energy use of facilities varies greatly, partly due to factors beyond the energy efficiency of the equipment and operations. These factors may include weather or certain operating characteristics.

Normalizing is the process of removing the impact of these factors on energy use to fairly compare the energy performance of facilities and operations. [Portfolio Manager](#), developed by EPA for benchmarking energy performance, automatically normalizes key variables for selected building spaces, including office buildings, K-12 schools, grocery stores, hospitals, and hotels. EPA's [Energy Performance Indicators \(EPIs\)](#) benchmark energy performance and normalize variables for wet corn milling plants, auto manufacturing plants and cement manufacturing plants.

For others wanting to normalize:

Determine normalization factors

Determine key factors that need to be addressed to effectively compare facilities. Relevant factors are frequently organization-specific.

For commercial and institutional buildings common normalization factors include:

- Climate zone
- Facility size
- Fuel choice
- Price/cost of energy
- Actual weather history
- Hours of operation
- Occupancy levels
- Special features

For industrial facilities common normalization factors include:

- Inputs
- Product type
- Output
- Production processes

Find a corrective variable

Determine a suitable metric that can be used to correct for key normalization factors. Corrective variables, depending on the building type, may include floor space, amount of product, value of shipments, or number of beds.

Weigh factors

Create a multiplier that reflects the importance of each variable in relation to its impact on energy use.

STEP 2.2: Establish Baselines

Measuring energy performance at a specific time establishes a baseline and provides the starting point for setting goals and evaluating future efforts and overall performance. Baselines should be established for all levels appropriate to your organization.

The main steps involve using the data you've collected to:

- **Establish base year** — Establish a base year (weather-[normalized](#)) or an average of several historical years. Use the most complete and relevant sets of data available.
- **Identify metrics** — Select units of measurements that effectively and appropriately express energy performance for your organization. (e.g. ENERGY STAR benchmark score, Btu/square foot, Btu/product, total energy cost/square foot).
- **Publish results** — Announce performance baselines to facilities, managers, and other key stakeholders in your organization.

Suggestions

- Some voluntary environmental initiatives have specific baseline years. If your organization is participating in such an initiative, check to see if a specific base year has been established.
- If price is not used as a normalizing factor, then be sure to use a source energy accounting method. Otherwise, if your facilities use a combination of fuels, your baseline data may contain errors.

STEP 2.3: Benchmark

EPA has made this step easier by providing a national energy performance rating system, currently available for office buildings, K-12 schools, grocery stores, hotels, and hospitals. The rating system, found in [Portfolio Manager](#), allows you to compare your performance against similar facilities. In the case of cement, wet corn milling and auto assembly plants the industry specific [Energy Performance Indicators \(EPIs\)](#) serve as national energy performance rating systems to allow for comparison against similar facilities.

Benchmarking can be done in variety of ways. Facility or organizational performance may be benchmarked to:

- **Past performance** — A comparison of current versus historical performance.
- **Industry average** — Based on an established performance metric, such as the recognized average performance of a peer group.
- **Best in class** — Benchmarking against the best in the industry and not the average.
- **Best Practices** — A qualitative comparison against certain, established practices considered to be the best in the industry.

The key steps in benchmarking include:

- Determine the level of benchmarking (for example — equipment, process line, facility or organizational).
- Develop metrics.
- Conduct comparisons.
- Track performance over time.

Suggestions

Benchmarking with Portfolio Manager

ENERGY STAR's [Portfolio Manager](#), lets you compare the energy performance of your facilities to similar buildings nationwide. Portfolio Manager also normalizes for weather and several other important building and operational characteristics, allowing comparisons to be made on a level playing field.

By inputting energy and building information, this tool provides a benchmark score on a scale of 1-100. Buildings with a score of 75 or over are eligible for the ENERGY STAR Label.

Many of the most effective energy management programs rate the performance of their entire building portfolio. This type of comparison allows energy managers to identify inefficient buildings for upgrades.

EPA recognizes buildings with superior performance. Buildings that earn the ENERGY STAR use about 40 percent less energy than average buildings, without compromising comfort or services.

Benchmarks are currently available for office buildings, K-12 schools, grocery stores, hospitals, and hotels. Additional buildings space benchmarks are planned for the future. Check the Portfolio Manager section of the ENERGY STAR web site for recent updates.

Search the registry of [ENERGY STAR Labeled Buildings](#) to learn more.

STEP 2.4: Analyze Data

Analyzing data to determine energy use trends can help an organization gain a better understanding of the factors that affect energy performance and identify steps for reducing energy consumption.

There are a variety of ways data can be analyzed depending upon the needs of the organization. The following analyses provide a starting point:

Quantitative Reviews

- **Develop use profiles** — Identify energy consumption peaks and valleys, and determine how they relate to operations or key events.
- **Compare performance** — Compare the use and performance data of similar facilities in your industry.
- **Assess the financial impacts** — Identify areas of high-cost energy use.
- **Identify data gaps** — Determine areas where more information is needed.

Qualitative Reviews

- **Conduct interviews** — Seek informed opinions from colleagues, specific anecdotes and lessons learned, systems-specific information (e.g., HVAC, lighting, refrigeration), and in-house audits or surveys.
- **Review policies and procedures** — Review organizational policies and operating procedures to determine their impact on energy use.

In Practice

University of Virginia — Rooting Out the Energy Hogs

Metering and benchmarking energy for plants, facilities, space types, and systems are at the heart of the University of Virginia's (UVA) energy management program. With over 577 buildings ranging in age, design, and function, maintaining good data is key for understanding performance and identifying areas for improvement.

By analyzing meter and utility use information, UVA's energy management program identifies "energy hogs" that are targeted as energy efficiency opportunities. Energy hogs are flagged by UVA's tracking/trending program whenever it detects high total utility use, high relative utility use (by facility type), or unusual utility use, such as chilled water use during winter months for an office building. These types of issues are identified by an "exception report" and may indicate design or operational problems that warrant further investigation.

Through its careful analysis of energy use information, UVA's energy management program was able to control and reduce energy use, saving \$5 million in 2002.

STEP 2.5: Conduct Technical Assessments & Audits

Knowing your organization's baseline energy use and the relative performance of your entire portfolio is only part of the information needed. Periodic assessment of the performance of equipment, processes, and systems will help you identify opportunities for improvement.

Energy audits are comprehensive reviews conducted by energy professionals and/or engineers that evaluate the actual performance of a facility's systems and equipment against their designed performance level or against best available technology. The difference between these is the potential for energy savings.

The main steps for conducting technical assessments and audits are:

- **Assemble audit team** — Expertise should cover all energy-using systems, processes, and equipment. Include facility engineers, system specialists, and other support. Outside support may be helpful and provide an objective perspective or specific expertise.
- **Plan and develop an audit strategy** — Identify and prioritize systems for evaluation, assign team members to tasks, and schedule completion dates for the activities. Use [benchmarking results](#) to identify poor-performing facilities whose equipment and systems should be targeted for evaluation.
- **Create audit report** — Based on the audit results, produce a detailed summary of actual steps that can be taken to reduce energy use. The report should recommend actions from simple adjustments in operation to equipment replacement. Estimates of resource requirements for completing actions should be included.

Suggestions

Use the ENERGY STAR [Service & Product](#) Directory to help you locate energy service providers such as utilities and energy service companies that may be qualified to serve as part of the audit team.

STEP 3: Set Goals

Performance goals drive energy management activities and promote continuous improvement. Setting clear and measurable goals is critical for understanding intended results, developing effective strategies, and reaping financial gains.

Well-stated goals guide daily decision-making and are the basis for tracking and measuring progress. Communicating and posting goals can motivate staff to support energy management efforts throughout the organization.

The Energy Director in conjunction with the Energy Team typically develops goals.

To develop effective performance goals:

3.1

Determine scope — Identify organizational and time parameters for goals.

3.2

Estimate potential for improvement — Review baselines, benchmark to determine the potential and order of upgrades, and conduct technical assessments and audits.

3.3

Establish goals - Create and express clear, measurable goals, with target dates, for the entire organization, facilities, and other units.

Setting goals helps the Energy Director:

- Set the tone for improvement throughout the organization
- Measure the success of the energy management program
- Help the Energy Team to identify progress and setbacks at a facility level
- Foster ownership of energy management, create a sense of purpose, and motivate staff
- Demonstrate commitment to reducing environmental impacts
- Create schedules for upgrade activities and identify milestones

Suggestions

When setting goals, be sure to use the Energy Team's wide range of knowledge to help set aggressive, yet realistic goals. Have management review your goals to enlist their feedback and support.

STEP 3.1: Determine Scope

The scope of performance goals can include multiple levels of the organization as well as various time periods for completion of specific goals.

Organizational Level

The level at which performance goals will be set depends on the nature of the organization and how it uses energy. Common organizational levels for setting goals include:

Organization-wide

Setting goals at this level provides a big picture of how the entire organization wants to improve. Organization-wide goals provide a framework for communicating the success of energy management both internal and external audiences.

Facility

At this level, goals may vary to take into account the performance of specific facilities based on benchmarking results or an energy audit. Facility level goals are designed to help the broader organization to meet its goals.

Process or equipment

Some organizations may find it useful to establish goals for specific process lines and equipment when energy use is concentrated in specific areas.

Time Periods

Establishing appropriate and realistic target dates for goals ensures that they are meaningful and promote change. A combination of short and long term goals can be effective.

Short-term goals

Annual goals provide the necessary markers for tracking and reporting progress on a regular and on-going basis.

Long-term goals

Long-term goals are usually organization-specific and may be shaped by:

- Internal rates of return
- Internal planning horizons and guidelines
- Organizational strategic plans
- Commitments to voluntary environmental initiatives

In Practice

Johnson & Johnson's Planning Horizons

Johnson & Johnson (J&J) uses a variety of goals and planning horizons to execute change. J&J established organization-wide "Next Generation Goals" for reducing greenhouse gas emissions by 4 percent by 2005 and by 7 percent by 2010 from a baseline of 1990. At the facility level, J&J set a goal of 100 percent completion of its list of best practices by 2005 for all facilities worldwide. J&J's estimates that at the midway point of completing implementation of the best practices, nearly \$20 million had been saved worldwide.

STEP 3.2: Estimate Potential for Improvement

To set goals, it is important to have an informed idea of what level of performance is achievable and the amount of resources needed.

There are a variety ways to determine potential. The method you choose will depend on a number of factors, such as: available resources, time, the nature of energy use at your facilities, and how the energy program is organized.

Methods used by leading energy programs include:

Reviewing performance data

Assessing performance and setting baselines should help to identify differences in energy use between similar facilities, giving a limited, point-in-time view of your potential improvement. Performance data spanning a longer period of time will be more useful for understanding improvement potential.

Benchmarking

Benchmarking provides a yard stick for evaluating opportunity when enough data is available to show trends in energy use. Consider using [Portfolio Manager](#) or the ENERGY STAR [Energy Performance Indicators \(EPIs\)](#) to rate the current energy performance of your facility against similar facilities.

Evaluating past projects and best practices

Evaluate past projects and best practices at higher-performing facilities to determine the feasibility of transferring these practices to other parts of the organization.

Reviewing technical assessments and audits

Identify opportunities to reduce energy use identified during [technical assessments and audits](#) of poorer performing facilities to serve as a strong basis for quantifying the potential for improvement.

Comparing goals of similar organizations

Reviewing performance goals of other organizations can help to guide and inform you of the potential for your own organization.

Linking to organization-wide strategic goals

Strategic as well as operational goals, such as cost reductions, can also help inform the goal setting process.

STEP 3.3: Establish Goals

Once the potential for improvement has been estimated, goals can be established at the appropriate organizational levels. Energy performance goals should be formally established and recognized by senior management as a mission for the whole organization.

Estimating potential for improvement should provide you with a starting point for what is possible. However, some organizations set their final energy performance goals based on organizational factors other than what is technically feasible. Such factors will affect how energy performance goals are expressed.

Common ways for expressing goals include:

Defined reduction

Goals are presented in terms of a specific quantity or percentage decrease in energy use, such as a 10 percent reduction or a decrease of 300 million Btus.

Best-in-class

This goal aims for a certain level of performance compared to an established benchmark.

Efficiency improvement

Goals are expressed as a function of reducing the energy intensity of a specific performance indicator, such as 2 Btus per unit of product.

Environmental Improvement

This goal translates energy savings into pollution prevention or reduction goals.

Additionally, some organizations may find it useful to establish:

Threshold goals

The minimum acceptable level of performance.

Stretch goals

Levels beyond the minimum or targets that are used to create an incentive for greater achievement.

In Practice

Organizational Energy Goals

These energy performance goals have been set by leading ENERGY STAR Partners:

Dutchess Community College

35 percent energy use reduction from 1990 level by 2013.

Quad Graphics

Reduce energy consumption relative to output by 10 percent.

Food Lion

Reduce energy use by 300 million Btus in 2003. All new buildings must qualify for ENERGY STAR label.

Department of Veterans Affairs

Reduce energy consumption per square foot by 35 percent from 1985 levels by 2010. Reduce greenhouse gas emissions by 30 percent by 2010 from 1990 emission levels.

General Motors Corporation

25 percent reduction in total energy use from 1995 levels by 2005.

Arden Real Estate

Have all buildings operate at less than 20 kWh per square foot per year, and have all new or retrofitted buildings operate at 15 kWh per square foot per year. Have 100 buildings qualify for the ENERGY STAR Label.

3M

20 percent improvement in energy performance within 5 years.

Johnson & Johnson

Reduce greenhouse gas emissions from energy use by 4 percent from 1990 levels by 2005.

STEP 4: Create Action Plan

With goals in place, your organization is now poised to develop a roadmap to improve energy performance.

Successful organizations use a detailed action plan to ensure a systematic process to implement energy performance measures. Unlike the energy policy, the action plan is regularly updated, most often on an annual basis, to reflect recent achievements, changes in performance, and shifting priorities.

While the scope and scale of the action plan is often dependent on the organization, the steps below outline a basic starting point for creating a plan.

4.1

[Define technical steps and targets](#)

4.2

[Determine roles and resources](#)

Get buy-in from management and all organizational areas affected by the action plan before finalizing it. Work with the Energy Team to communicate the action plan to all areas of the organization.

Suggestions

Creating an inclusive strategy that establishes roles and actions throughout the organization can help to integrate good energy management practices. When developing an action plan, consider:

- Brainstorming with various departments to identify ways they can contribute.
- Holding a competition to seek ideas for energy efficiency from across the organization.
- Gathering recommendations from the Energy Team and other key personnel.

STEP 4.1: Define Technical Steps and Targets

Define Technical Steps

Evaluate technical assessments and audit results

Identify gaps between current performance and goals, by reviewing the results of the technical assessments and audits or progress evaluations.

Determine technical steps

Identify the steps necessary for upgrading and moving facilities from current performance to the desired level of performance as defined by the goals.

See the ENERGY STAR [Building Upgrade Manual](#) for more guidance on developing a systematic approach to building upgrades. To find information about reducing energy use in an industrial plant see the Industry Specific Resources in the ENERGY STAR [Industrial Energy Management Information Center](#).

Define Targets

- **Create performance targets** for each facility, department, and operation of the organization to track progress towards achieving goals.
- **Set timelines** for actions, including regular meetings among key personnel to evaluate progress, completion dates, milestones and expected outcomes.
- **Establish a tracking** system to track and monitor the progress of action items. This system should track and measure energy use and project/program activities. (Also see [Tracking Performance](#))

STEP 4.2: Determine Roles and Resources

Determine Roles

Identify internal roles

Determine who should be involved and what their responsibilities will be. Depending on your organization and action plan, this might include departments such as:

- Facility and operations management
- Financial management — capital investments, budget planning
- Human resources — staffing, training, and performance standards
- Maintenance
- Supply management — procurement procedures, energy purchasing and equipment and materials
- Building and plant design
- Engineering
- New product/process development teams
- Communications Marketing
- Environmental, Health, and Safety

Identify external roles

Determine the degree to which consultants, service providers, vendors, and other product providers will be used. Some organizations may choose to outsource entire aspects of their action plan while others may only want to contract with specific vendors for limited projects.

Find outside expertise through the [Service & Product Provider Directory](#).

Establish performance metrics for contractors

If contractors will be used, determine what standards will be used to evaluate bids and incorporated these metrics into agreements with contractors.

Determine Resources

Define resources needs

For each project or program in the action plan, estimate the cost for each item in terms of both human resources and capital/expense outlay.

Secure resources

Develop the business case for justifying and gaining funding approval for action plan projects and resources need.

See [Assess Financial Value](#) for tools and resources that help build the business case for investing in energy management.

Suggestions

Using outside help to implement parts or all of an action plan does not mean outsourcing responsibility for aspects of an energy management strategy. The other steps in the energy management strategy still need to be managed internally to ensure success and realize sustained energy performance.

STEP 5: Implement Action Plan

People can make or break an energy program. Gaining the support and cooperation of key people at different levels within the organization is an important factor for successful action plan implementation in many organizations. In addition, reaching your goals frequently depends on the awareness, commitment, and capability of the people who will implement the projects.

To implement your action plan, consider taking the following steps:

5.1

[Create a communication plan](#) — Develop targeted information for key audiences about your energy management program.

5.2

[Raise awareness](#) — Build support all levels of your organization for energy management initiatives and goals.

5.3

[Build capacity](#) — Through training, access to information, and transfer of successful practices, procedures, and technologies, you can expand the capacity of your staff.

5.4

[Motivate](#) — Create incentives that encourage staff to improve energy performance to achieve goals.

5.5

[Track and monitor](#) — Using the tracking system developed as part of the action plan to track and monitor progress regularly.

STEP 5.1: Create a Communication Plan

Good communication does not just happen. It requires careful planning and implementation.

To communicate strategically, you will need to identify key audiences, determine the information that they need, and adapt your messages appropriately for each one.

The online [Communications Kit](#) contains ideas, examples, and templates that your organization can customize to help you:

- [Draft a communication plan](#)
- [Communicate to employees](#)
- [Communicate to customers](#)
- [Communicate to stakeholders](#)

STEP 5.2: Raise Awareness

Everyone has a role in energy management. Effective programs make employees, managers, and other key stakeholders aware of energy performance goals and initiatives, as well as their responsibility in carrying out the program.

Communications strategies and materials for raising awareness of energy use, goals and impacts should be tailored to the needs of the intended audience. To raise awareness, consider doing the following:

- [Increase general energy awareness](#)
- [Improve facility energy awareness](#)
- [Gain management support](#)

See the ENERGY STAR [communications tool kit](#) for additional information and templates.

Increase general energy awareness

Most people are unaware of how their everyday actions and activities at home and work affect energy use and impact the environment. Increasing overall awareness can be an effective way to gain greater support for energy initiatives.

Increasing general awareness of energy use can be accomplished through:

New employee orientation programs

Provide basic information on organizational and individual energy use to new employees.

Poster campaigns

Develop attractive and informative posters for break rooms, bulletin boards, etc, that discuss energy use.

Download the ENERGY STAR [Break room poster](#)  (3.6 MB)

Earth Day events

April 22 is Earth Day and provides an appropriate context for increasing awareness of the environmental impacts from energy use and how to reduce these impacts through everyday actions at work and home.

Download the ENERGY STAR [Earth Day poster](#)

Intra and Internet sites

Publish information on energy use, environmental impacts, and energy-saving options geared towards a general audience on your organization's web site or intranet site.

Pay statement mailers

Include energy-savings tips and energy efficient product information with pay statements.

See the [Employee Energy Saving Tip Sheet](#)

Fairs and summits

Conduct an energy fair or summit oriented towards employees with information on energy saving activities and products.

See the ENERGY STAR [Employees and Sales Training Tools](#) for useful information on general awareness campaigns

Improve facility energy awareness

Individuals working in or even managing a facility may have little understanding of the energy performance of the facility or its impact on the organization and environment. Targeted efforts designed to

increase awareness of facility energy use can help build support for energy management programs.

Like general awareness efforts, facility-oriented energy awareness can take many forms. In developing facility energy awareness programs, consider using the following types of information:

Summary statistics

Use general facility energy facts and figures, such as overall energy costs, costs to operate equipment, environmental information related to energy use, and so on.

Sources of energy

Most Americans do not know how the energy they use is generated. Providing information on the sources of energy used at your facility along with the associated pollution that results from its use could increase awareness of the environmental aspects of energy use.

Energy use of equipment

Provide information on the energy performance of equipment or processes that employees regularly use as part of their jobs. For example, most employees probably do not know how much energy their computer uses during the day and how much that costs the organization when it is on, but not in use.

Scorecards

Develop charts and graphics that illustrate energy performance across your organization or compare it to a national standard, such as the ENERGY STAR buildings rating system available through [Portfolio Manager](#) and industrial plant rating system available through industry specific [Energy Performance Indicators \(EPIs\)](#).

Gain management support

Frequently, managers who are not directly involved in energy management are not aware of how energy use effects the organization. Increasing the awareness of managers can help to build support for energy management initiatives.

Keys steps include:

- Identify key audiences, such as:
 - Executive management
 - Facilities managers
 - Operations managers
- Purchasing officers and procurement staff
- Communications and marketing staff
- Tailor the information to address the chief concerns of each audience, such as cost of energy per pound of product, or cost per square foot of building space.
- Determine the most effective way to communicate with each audience. This could range from a presentation, to a memo, or an informal meeting.
- Maintain regular contact to keep managers up-to-date on progress or changes in performance.

— Read the [Elevating Energy Management Tip Sheet](#)

— See the ENERGY STAR Communication Kit for [examples and templates for communicating to upper management](#)

STEP 5.3: Build Capacity

Investing in training and systems to share successful practices helps ensure the success of the action plan by building the overall organizational capacity. Many organizations have found that informed employees are more likely to contribute ideas, operate equipment properly, and follow procedures, helping to guarantee that capital investments in energy improvements will realize their potential.

Training

Using training to help staff understand the importance of energy performance provides the information necessary to make informed decisions. Training also provides an excellent opportunity for gathering employee feedback and evaluations.

The type and nature of training will vary by organization and your specific action plan. Common training programs include:

- **Operational and procedural training** — Provides instruction on new operating methods or procedures designed to reduce energy use. Such training is typically targeted towards specific audiences, such as facility managers, operations, and maintenance staff.
- **Administrative training** — Includes reporting, monitoring, data collection, and other administrative efforts that support energy management.
- **Specialized training** — Gives specific instructions on using and maintaining equipment or tools to ensure more efficient operation.

Knowledge and Management Information Systems

Computer-based information systems provide a robust means for sharing information on best practices, technologies, and operational guidance. While these systems can range from complex databases to a simple intranet site, they are a centralized and accessible place to store and transfer energy management information within an organization.

Knowledge & Management Information Systems are usually organization-specific. They typically include information on:

- **Best practices** — Catalogs successful and effective practices for energy management within an organization.
- **Technologies** — Contains information on known, used, or recommended technologies, equipment, lighting, HVAC, and so on.
- **Procedures** — Houses up-to-date information on specific procedures and operating practices.

Suggestions

- Support certification of energy management credentials and other continuing education opportunities.
- Use ENERGY STAR Training and Partner Networking to build an informed staff.

STEP 5.4: Motivate

Offering incentives for energy management is one way many organizations create interest in energy initiatives and foster a sense of ownership among employees.

Examples of how organizations motivate staff and employees include:

Internal competition — Use tracking sheets, scorecards, etc. to compare performance of similar facilities and foster a sense of competition.

Recognition — Highlight and reward accomplishments of individuals, departments, and facilities.

Financial bonus and prizes — Offer cash bonuses and other rewards if goals are met.

Environmental responsibility — Use environmental messages to promote a sense of environmental and social responsibility.

Financial responsibility — Use financial messages to promote a sense of fiduciary responsibility.

Performance standards — Tie employee performance standards to energy goals.

STEP 5.5: Track & Monitor

A tracking system is the means by which an energy program's activities are monitored. The system should be centralized and available for all to use in gauging progress toward established targets, milestones, and deadlines.

Maintaining a tracking system enables you to assess necessary steps, corrective actions, and identify successes. Periodic review of the activities outlined in the action plan is critical to meet energy performance goals.

The steps below focus on using your tracking system to advance the goals of the energy management program:

Perform regular updates

A system is only effective if the information it contains is current and comprehensive. Data needs to be collected and incorporated into the system at an interval of time effective to the program. Many organizations perform weekly and monthly updates to their tracking systems.

Conduct periodic reviews

Periodic reviews of your progress in meeting interim goals and milestones should be conducted with the management team, the energy team, and selected groups of employees. The frequency of these reviews will vary depending upon the audience. Such reviews should focus on progress made, problems encountered, and potential rewards.

Identify necessary corrective actions

A tracking system is a good way to determine whether a program is performing well. It will help identify when a specific activity is not meeting its expected performance and is in need of review.

In Practice

The Walt Disney Company

Walt Disney World Resorts is made up of nearly 200 buildings. To effectively track and manage energy at these facilities, Disney developed an innovative intranet-based computer program called the Utility Reporting System (URS). This system publishes utility and submetering data on Disney's intranet system and tracks the results from energy savings efforts. By publishing performance data, the URS continuously "shines a light" on utility usage at each facility and allows similar facilities to be compared to each other. Since no facility wants to be at the bottom of the list, the system helps drive continuous improvement at the facility level.

Information and reports generated by the URS help Disney's energy managers identify areas that need improvement. When a facility is not performing as expected, Building Tune-up (BTU) Teams are formed from Engineering and Operations to review the building and energy management systems control devices, programming, and settings.

Disney estimates that its URS has facilitated a 5–20 percent reduction in utility usage and ensures that all building systems are operating at peak energy performance.

STEP 6: Evaluate Progress

Evaluating progress includes formal review of both energy use data and the activities carried out as part of the action plan as compared to your performance goals.

Evaluation results and information gathered during the formal review process is used by many organizations to create new action plans, identify best practices, and set new performance goals.

Key steps involved include:

6.1

[Measure results](#) - Compare current performance to established goals.

6.2

[Review action plan](#) - Understand what worked well and what didn't in order to identify best practices.

Regular evaluation of energy performance and the effectiveness of energy management initiatives also allows energy managers to:

- Measure the effectiveness of projects and programs implemented
- Make informed decisions about future energy projects
- Reward individuals and teams for accomplishments
- Document additional savings opportunities as well as non-quantifiable benefits that can be leveraged for future initiatives.

STEP 6.1: Measure Results

Gather energy use data and compare results to goals to determine accomplishments.

Key steps in measuring results include:

Gather tracking data

- Review energy use and cost data (capital and operating expenses).
- Organize reports and data from tracking and monitoring efforts.
- Analyze energy efficiency achievements based on your established performance metrics. (See earlier [Assess Performance](#) and [Set Goals](#) sections.)

Benchmark

- Compare energy performance to baselines.
- Compare performance against established goals for:
 - environmental performance
 - financial savings.
- Compare energy performance to peers and competitors to establish a relative understanding of where your performance ranks.

Use [Portfolio Manager](#) or the ENERGY STAR [Energy Performance Indicators \(EPIs\)](#) to rate the current energy performance your facility against similar facilities. Or, if you've built a new building, compare your design's target energy performance from [Target Finder](#) with the building's actual energy performance score.

STEP 6.2: Review Action Plan

After reviewing performance data, the next steps is to understand the factors affecting the results as well as the additional benefits of the improved energy performance.

This review should look at the effectiveness of your action plan. Where activities and projects were successful, document best practices to share throughout the organization. Where goals were not met, many organizations determine the cause and decide what corrective or preventive actions should be taken.

Key steps in reviewing the action plan include:

- **Get feedback** — Solicit feedback and ideas on the plan from the energy team, implementation staff, and other departments.
- **Gauge awareness** — Assess changes in employee and organizational awareness of energy issues.
- **Identify critical factors** — Identify factors that contributed to surpassing or missing targets.
- **Quantify side benefits** — Identify and quantify, if possible, side benefits arising from energy management activities such as employee comfort, productivity improvement, impact on sales, reduced operation and maintenance expenses, or better public/community relations.

Action plan review involves a commitment of resources, but also has many advantages:

- Creates insight for new actions (technologies/practices/programs).
- Avoids repeating failures by identifying activities that were not as effective as expected.
- Assesses the usefulness of the tracking system and other administrative tools to ensure better management and evaluation.
- Provides staff the opportunity to contribute to and understand the process of energy management.
- Provides specific success stories and financial results to communicate to stakeholders inside and outside the organization.

STEP 7: Recognize Achievements

Providing and seeking recognition for energy management achievements is a proven step for sustaining momentum and support for your program.

Providing recognition to those who helped the organization achieve these results motivates staff and employees and brings positive exposure to the energy management program.

Receiving recognition from outside sources validates the importance of the energy management program to both internal and external stakeholders, and provides positive exposure for the organization as a whole.

Key steps in providing and gaining recognition include:

7.1

[Providing internal recognition](#) — to individuals, teams, and facilities within your organization.

7.2

[Receiving external recognition](#) — from government agencies, the media, and other third party organizations that reward achievement.

In Practice

Recognizing ENERGY STAR Award Winners

In 2006, EPA recognized seven ENERGY STAR partners for their leadership in energy management and six others for their sustained excellence in this category. Four ENERGY STAR service and product provider partners were also recognized for their contributions. To help publicize the achievements of ENERGY STAR Award winners in all categories, EPA developed a full-page, color public service announcement (PSA) which ran in major publications such as *Entrepreneur*, *Money* and *US News & World Report*. The PSA was also shared with local and trade publications. [View the PSA and other materials from the 2006 ENERGY STAR Awards ceremony](#).

Partners are also encouraged to promote this notable achievement internally and externally through newsletters and local media.

STEP 7.1: Providing Internal Recognition

Recognizing the accomplishments of individuals and teams is key to sustaining support and momentum for energy management initiatives. Rewarding particular efforts sets the example for what constitutes success and helps motivate employees through increased job satisfaction. Recognition can strengthen the morale of everyone involved in energy management.

Key steps:

Determine recognition levels

The decision about who should receive recognition in your organization will likely be shaped by the purpose for providing recognition and your organizational culture. Common recognition levels include:

- **Individual** — Acknowledges the contributions and accomplishments of specific people.
- **Teams** — Recognizes the achievements of teams, departments, and other distinct groups within the organization.
- **Facility** — Rewards the accomplishments or performance of an entire facility.

Establish recognition criteria

Create criteria for recognition and communicate these criteria and any process eligibility requirements. Recognition criteria might include thresholds of achievement such as:

- Offered the best energy savings ideas
- Achieved the greatest energy use reduction
- Increased savings by X amount

Determine recognition type

There are a variety of ways to provide recognition and rewards. Depending on the purpose of the recognition program and your organizational culture, forms of recognition can range from formal acknowledgements and certificates, to salary increases and cash bonuses, to simple forms of appreciation such as coffee mugs or energy program shirts.

Suggestions

- Ask senior management to provide the recognition.
- Use a formal means for providing recognition, such as an award ceremony.
- Use progress evaluations to inform the recognition process.

STEP 7.2: Receiving External Recognition

Good work deserves to be acknowledged. Recognition from a third party can provide validation for an organization's energy management program. Not only does it provide satisfaction to those involved in earning the recognition, but it can also enhance an organization's public image. A solid reputation contributes to your competitive advantage by making your organization more attractive to customers, students, current and potential employees, lenders, business partners and other stakeholders.

Before seeking recognition from external groups, you may want to determine the most appropriate avenues to pursue. A few ways to gain recognition for your organization's energy management efforts may be:

Partnership programs

Participate in established groups, such as government agencies, trade associations, or regional energy conservation groups to demonstrate commitment to achieve results.

Learn more about the [ENERGY STAR partnership](#)

Performance standards

Meet widely recognized standards of performance, such as those established by ENERGY STAR, that reflect superior performance.

Read about the [ENERGY STAR building label](#)

Read about the [ENERGY STAR for Plants](#)

Achievement awards

Surpass a variety of predetermined criteria, often both qualitative and quantitative, that identify superior energy management programs.

See if you are eligible for an [ENERGY STAR Award](#)

Public reporting

Report progress publicly and to targeted stakeholders that monitor and critique energy performance to let you gain their support or good will.

There are a variety of government programs, industry associations, and other organizations that recognize environmental achievements through energy management.

Examples include:

- Professional associations
- Trade associations
- Federal and State Government Agencies
- Non-profit organizations
- Regional energy programs
- Other federal agencies
- Socially responsible investment funds